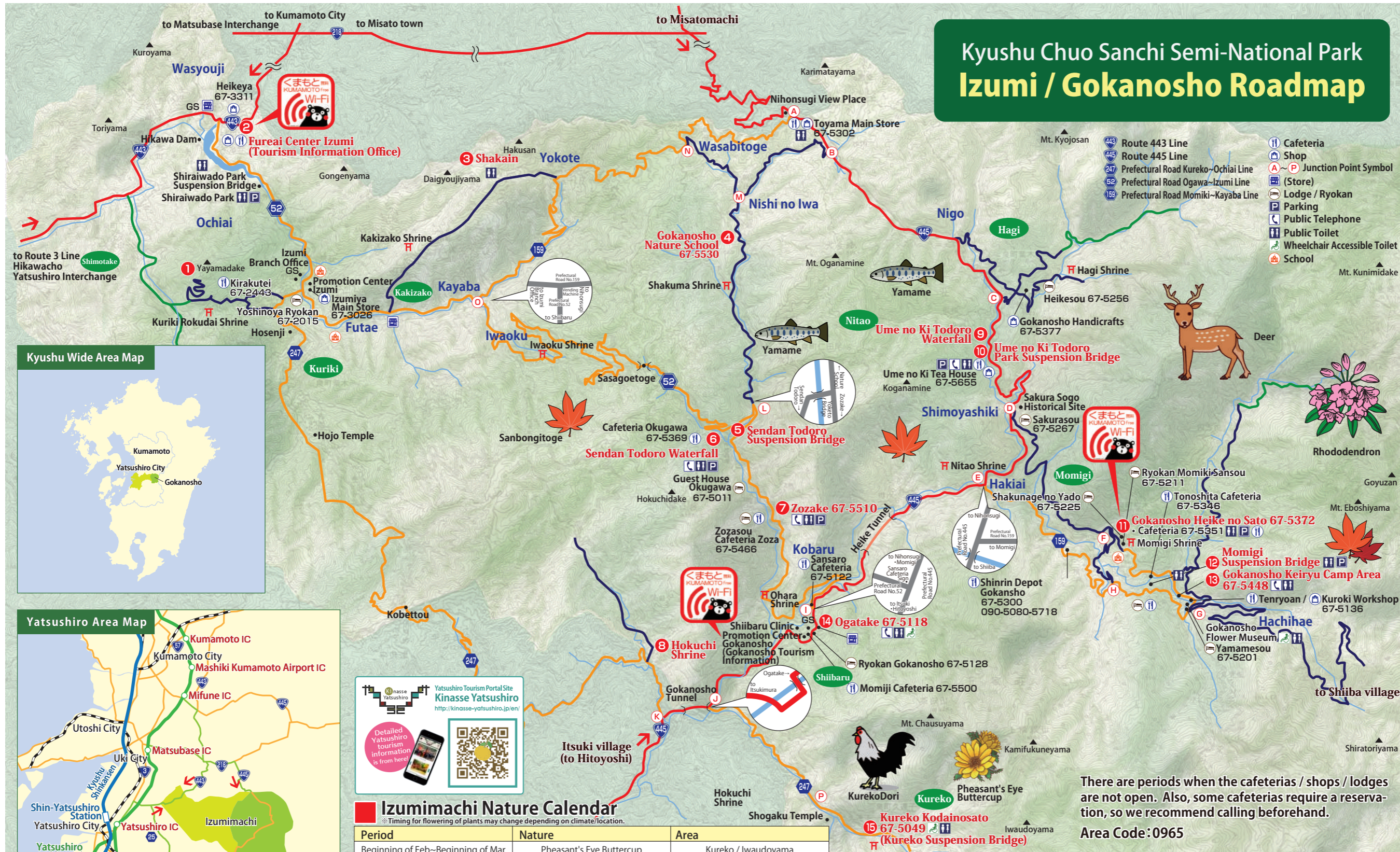


Kyushu Chuo Sanchi Semi-National Park Izumi / Gokanosho Roadmap



Yatsushiro Tourism Portal Site Kinasse Yatsushiro
<http://kinasse-yatsushiro.jp/en/>

Detailed Yatsushiro tourism information is from here!

Izumimachi Nature Calendar
 ※ Timing for flowering of plants may change depending on climate/location.

Period	Nature	Area
Beginning of Feb~Beginning of Mar	Pheasant's Eye Buttercup	Kureko / Iwaudoyama
Middle of April~Middle of May	Fawn Lily	Karimatayama / Mt. Kyojosan / etc.
Middle of April~Middle of May	Rhododendron	Gokanosho Region
End of April~Beginning of June	Paeonia Japonica	Gokanosho Region
Middle of April~Middle of May	First Tea Harvest	Mt. Shimotake / Kakisako / Kuriki Area
End of Oct~Middle of Nov	Gokanosho's Autumn Leaves	Gokanosho Region

There are periods when the cafeterias / shops / lodges are not open. Also, some cafeterias require a reservation, so we recommend calling beforehand.


Area Code : 0965

Tourism Inquiries

Fureai Center Izumi TEL.0965-67-3500
 Gokanosho Tourism Information TEL.0965-36-5800
 Yatsushiro City Izumimachi Region Promotion Division TEL.0965-67-2111 FAX.0965-67-2444




Ume no Ki Todoru Waterfall



Ume no Ki Todoru Park Suspension Bridge



Gokanosho Heike no Sato



Momigi Suspension Bridge



Gokanosho Keiryu Camp Area



Ogatake



Kureko Ancient Village



From Yayamadake summit park



Fureai Center Izumi



Shakain



Gokanosho Nature School




Sendan Todoru Suspension Bridge



Sendan Todoru Waterfall



Zozake



Oniyama Gozen Hoguchi Shrine



Kureko Ancient Traditional Dance